



aerospace
climate control
electromechanical
filtration
fluid & gas handling
hydraulics
pneumatics
process control
sealing & shielding



Legris' Blowgun Range

A Large Selection to Suit all Applications



ENGINEERING YOUR SUCCESS.



LEGRIS' BLOWGUN RANGE



Blowing
Manufacturing Workshops
Assembly Machines
Particle removal
Material Handling

Robotics
Cooling
Mixing
Packaging
Automotive Process

Quality and Performance

- Gradual and accurate flow control
- Progressive and directional air jet up to 10 bar
- Durable: impact-resistant materials, high quality structure and finish
- Rigorously tested and approved: seals and flow levels for all Legris blowguns are tested 100%

Versatility and Safety

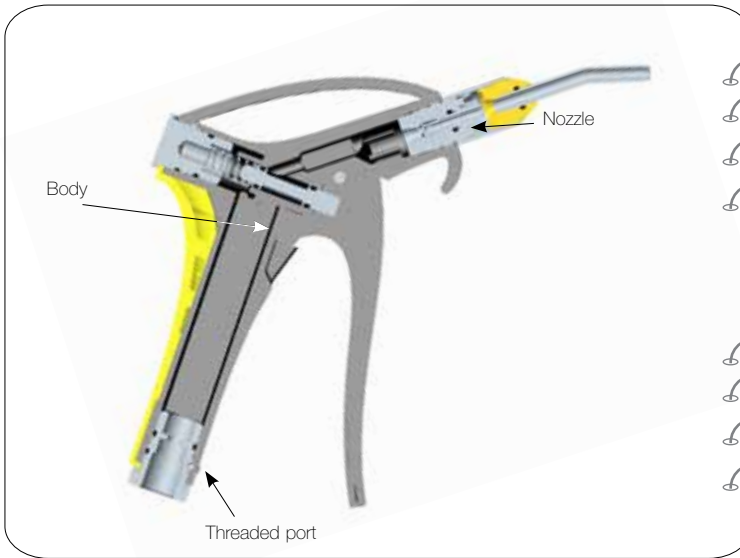
- Integrated short and angled pre-assembled standard nozzle, ready for use
- Can be used with a wide range of M12 x 1,25 threaded interchangeable nozzles
- Safety blowgun with specific «Safety Nozzle System»
- Flow reducer blowgun for energy savings and safe use
- Threaded port insert with G1/4 metal securing pin:
 - Numerous connections and disconnections without any loosening of the threaded insert
 - Optimal long-term sealing
 - NPT thread on request

Ergonomics

- Upper and lower connection points for natural and easy gripping
- Numerous hanging points, for quick and easy removal
- Lightweight
- Optimized connection whatever the configuration of your installation

Registered design protection: all Legris blowguns have been submitted to the registered design protection organization for the drawings and models with the numbers 13224 - 13225 - 13226.

> Technical Specifications



Suitable Fluid	Compressed air Other fluids: on request
Working Pressure	1 to 10 bar
Working Temperature	-15°C to +50°C
Suitable Tubing	Recoil tubing and hoses
Constituent Materials	<ul style="list-style-type: none"> ■ Body: HR Polymer ■ Seal: Nitrile ■ Nozzle*: Nickel-plated brass Aluminium ■ Pin: Nickel-plated brass

**Depending on the blowgun version*

> Working Principles

Safety Nozzle System

- When in close proximity to an obstacle, the pressure falls rapidly, restricting pressure to 0,5 bar and stopping air flow
- Conversely, as soon as the nozzle is removed from the obstacle, the pressure automatically increases



"Energy Saving" Flow Reducer System

- Combined with the OSHA 1910.242(b) nozzle, when in close proximity to an obstacle, the flow is deviated to reduce pressure to 0,5 bar at the end of the nozzle
- The flow reducer system allows for 40% savings in air consumption and guarantees stable flow, max 120 NI/min



> Connection Configurations

Upper Connection



Lower Connection



> Blowgun Kits

The blowgun kits include:

- A blowgun
- Recoil tubing (4m long), External Ø 8 mm
- R1/4" male thread connector adapted to coupler

Kits are packaged in individual plastic bags.

Available upon request.

New



Lower Connection



Upper Connection

Easy-to-Use Blowgun Kits



0631 00 01
Safety Blowgun kit,
lower connection



0631 00 02
Short Nozzle
Blowgun kit,
upper connection

0631 00 03
Short Nozzle
Blowgun kit, lower
connection



0631 00 04
Angled Nozzle
Blowgun kit,
upper connection

0631 00 05
Angled Nozzle
Blowgun kit, lower
connection



0631 00 08
"Energy Saving"
Flow Reducer
Interchangeable
Nozzle Blowgun kit,
lower connection



0631 00 06
Interchangeable
Nozzle blowgun kit,
upper connection

0631 00 07
Interchangeable
Nozzle blowgun kit,
lower connection



0631 00 09
Standard
Blowgun kit,
lower connection

> Additional Products

Recoil Tubing
with or without
thread connector



**C9000 Advanced Quick-Acting
Safety Couplers**



Metal Quick-Acting Couplers

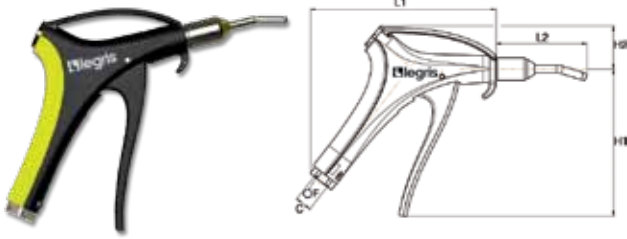


> Customized Blowguns (upon request)

- Customer Marking
- Blowgun Kit adapted to your specific applications
- Blowgun with additional functions

> Blowguns

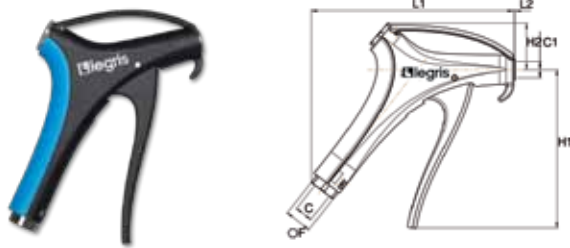
0654 Dynamic safety blowgun, lower connection



C		F	H1	H2	L1	L2	
G1/4	0654 00 13	20	117	34	147	75	0,213

21°
 250 NI/min
 80 dBA
 OSHA 1910.242 (b)
 OSHA 1910.95 (b)
 Directive 2003/10/EC
 INRS ED755 European Recommendation

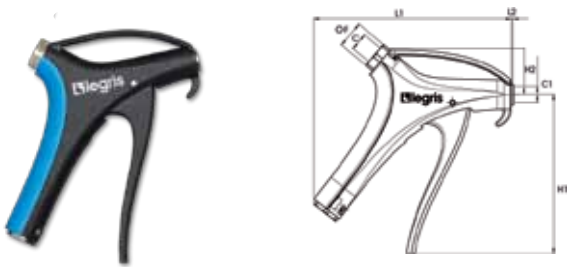
0652 Progressive control blowgun, lower connection, threaded version M12x1,25



C	C1		F	H1	H2	L1	L2	
G1/4	M12x1,25	0652 66 13	20	117	37	147	1,5	0,161

Depends on nozzle
 350 NI/min
 86 dBA
 Depends on the type of nozzle used

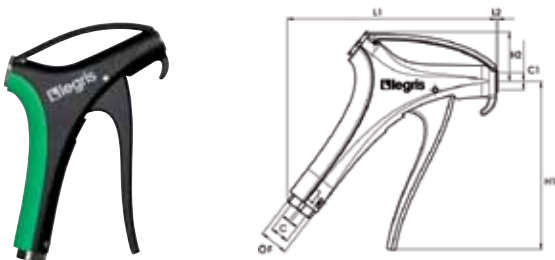
0655 Progressive control blowgun, upper connection, threaded version M12x1,25



C	C1		F	H1	H2	L1	L2	
G1/4	M12x1,25	0655 66 13	20	117	37	145	1,5	0,169

Depends on nozzle
 350 NI/min
 86 dBA
 Depends on the type of nozzle used

0653 "Energy Saving" flow reducer blowgun, lower connection



C	C1		F	H1	H2	L1	L2	
G1/4	M12x1,25	0653 66 13	20	117	34	147	1,5	0,180

Depends on nozzle
 120 NI/min
 80 dBA
 Depends on the type of nozzle used

maximum flow (tolerance +/-10%)

noise level measurements according to ISO 15744

spread of air cone

norm compliance

> Regulations



Our blowguns are manufactured from materials without any hazardous, prohibited substances.

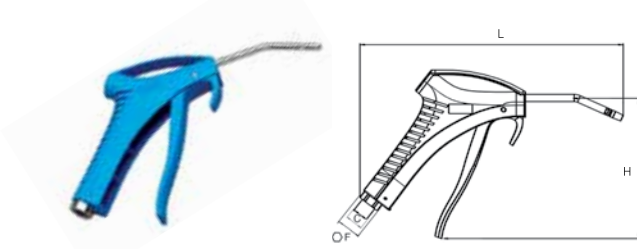


Our blowgun range complies with both regulations, depending on the nozzles and versions.

Parker Legris Connectic offers a comprehensive range of connection solutions; please consult our general catalogue or visit www.legris.com or www.parkerconnectic.com.

> Blowguns

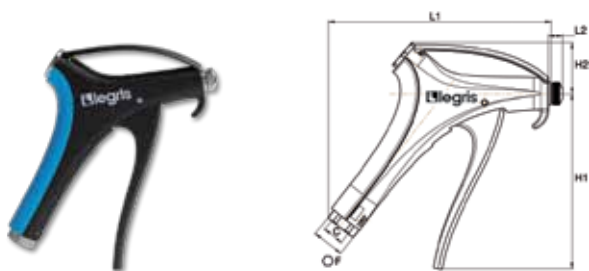
0659 Standard blowgun with angled nozzle, lower connection



C		F	H	L	
G1/4	0659 00 13	20	120	223	0,075

21°
 475 NI/min
 82 dBA
 OSHA 1910.242 (b)
 OSHA 1910.95 (b)
 Directive 2003/10/EC : Ear plugs should always be worn when exposure to noise lasts longer than 9 hours.
 INRS ED755 European Recommendation

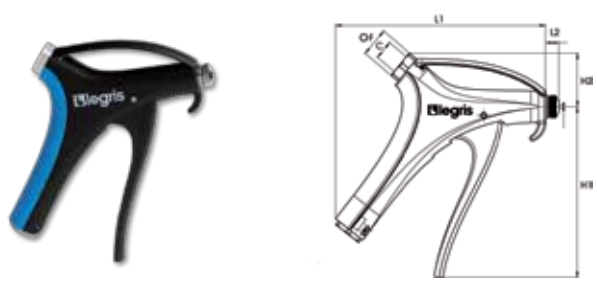
0651 Progressive control blowgun, lower connection, with standard nozzle



C		F	H1	H2	L1	L2	
G1/4	0651 66 13	20	117	34	147	10	0,173

26°
 350 NI/min
 86 dBA
 OSHA 1910.95 (b)
 Directive 2003/10/EC :
 Ear plugs should always be worn.
 INRS ED755 European Recommendation

0658 Progressive control blowgun, upper connection, with standard nozzle



C		F	H1	H2	L1	L2	
G1/4	0658 66 13	20	117	37	145	10	0,195

26°
 350 NI/min
 86 dBA
 OSHA 1910.95 (b)
 Directive 2003/10/EC :
 Ear plugs should always be worn.
 INRS ED755 European Recommendation

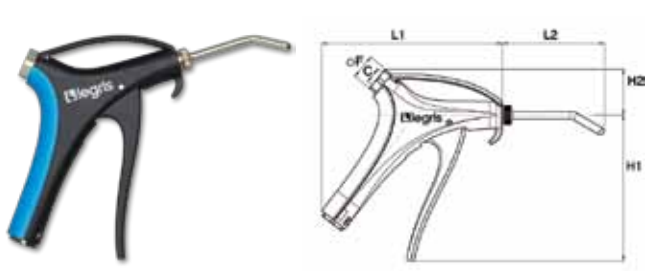
0656 Progressive control blowgun, lower connection, with short angled nozzle



C		F	H1	H2	L1	L2	
G1/4	0656 66 13	20	117	34	147	82	0,173

21°
 565 NI/min
 86 dBA
 OSHA 1910.242 (b)
 OSHA 1910.95 (b)
 Directive 2003/10/EC:
 Ear plugs should always be worn
 INRS ED755 European Recommendation

0657 Progressive control blowgun, upper connection, with short angled nozzle



C		F	H1	H2	L1	L2	
G1/4	0657 66 13	20	117	37	145	82	0,195

21°
 565 NI/min
 86 dBA
 OSHA 1910.242 (b)
 OSHA 1910.95 (b)
 Directive 2003/10/EC:
 Ear plugs should always be worn
 INRS ED755 European Recommendation

maximum flow (tolerance +/-10%)

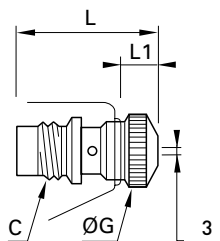
noise level measurements according to ISO 15744

spread of air cone


norm compliance

> Nozzles

0690 02 Safety nozzle

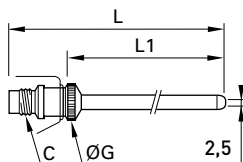


C	DN		G	L	L1	
M12x1,25	3	0690 02 00	15	31,2	9,2	0,025



OSHA 1910.242 (b)
OSHA 1910.95 (b)
Directive 2003/10/EC :
Hearing protectors should always be worn when exposure to noise lasts longer than 8 hours.

0690 03 Straight tube nozzle (long)

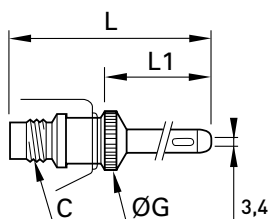


C	DN		G	L	L1	
M12x1,25	2,5	0690 03 00	15	332	307	0,065




OSHA 1910.95 (b)
Directive 2003/10/EC : Hearing protectors should always be worn when exposure to noise lasts longer than 8 hours.

0690 04 Straight tube nozzle (short)

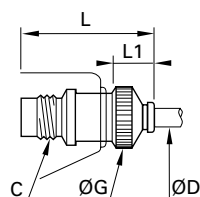


C	DN		G	L	L1	
M12x1,25	2,5	0690 04 00	15	102	77	0,035

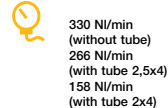


OSHA 1910.242 (b)
OSHA 1910.95 (b)
Directive 2003/10/EC : Hearing protectors should always be worn when exposure to noise lasts longer than 8 hours.

0690 07 Safety nozzle

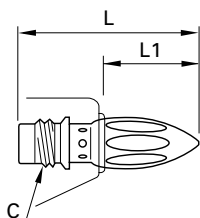


ØD	C		G	L	L1	
4	M12x1,25	0690 07 00	15	35	12,7	0,025



OSHA 1910.95 (b)
Directive 2003/10/EC : Hearing protectors should always be worn when exposure to noise lasts longer than 8 hours.

0690 08 Coanda effect nozzle

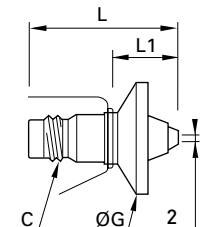


C		L	L1	
M12x1,25	0690 08 00	47,5	26	0,033




OSHA 1910.242 (b)
OSHA 1910.95 (b)
Directive 2003/10/EC : No hearing protectors should be worn

0690 09 Air screen nozzle

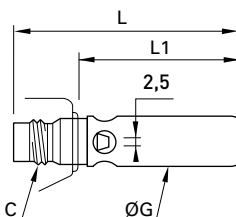


C	DN		G	L	L1	
M12x1,25	2	0690 09 00	30	40,5	18,5	0,021




OSHA 1910.242 (b)
OSHA 1910.95 (b)
Directive 2003/10/EC : Hearing protectors should always be worn

0690 10 Booster nozzle



C	DN		G	L	L1	
M12x1,25	2,5	0690 10 00	15	64	42	0,038



OSHA 1910.242 (b)
Directive 2003/10/EC : Hearing protectors should always be worn

You will find the full range of Parker-Legris Connectic nozzles in our general catalogue or on our website www.legris.com or www.parkerconnectic.com.

Parker Worldwide

Europe, Middle East, Africa

AE – United Arab Emirates,
Dubai

Tel: +971 4 8127100
parker.me@parker.com

AT – Austria, Wiener Neustadt
Tel: +43 (0)2622 23501-0
parker.austria@parker.com

AT – Eastern Europe, Wiener
Neustadt
Tel: +43 (0)2622 23501 900
parker.easteurope@parker.com

AZ – Azerbaijan, Baku
Tel: +994 50 2233 458
parker.azerbaijan@parker.com

BE/LU – Belgium, Nivelles
Tel: +32 (0)67 280 900
parker.belgium@parker.com

BY – Belarus, Minsk
Tel: +375 17 209 9399
parker.belarus@parker.com

CH – Switzerland, Etoy
Tel: +41 (0)21 821 87 00
parker.switzerland@parker.com

CZ – Czech Republic, Klecany
Tel: +420 284 083 111
parker.czechrepublic@parker.com

DE – Germany, Kaarst
Tel: +49 (0)2131 4016 0
parker.germany@parker.com

DK – Denmark, Ballerup
Tel: +45 43 56 04 00
parker.denmark@parker.com

ES – Spain, Madrid
Tel: +34 902 330 001
parker.spain@parker.com

FI – Finland, Vantaa
Tel: +358 (0)20 753 2500
parker.finland@parker.com

FR – France, Contamine s/Arve
Tel: +33 (0)4 50 25 80 25
parker.france@parker.com

GR – Greece, Athens
Tel: +30 210 933 6450
parker.greece@parker.com

HU – Hungary, Budapest
Tel: +36 1 220 4155
parker.hungary@parker.com

IE – Ireland, Dublin
Tel: +353 (0)1 466 6370
parker.ireland@parker.com

IT – Italy, Corsico (MI)
Tel: +39 02 45 19 21
parker.italy@parker.com

KZ – Kazakhstan, Almaty
Tel: +7 7272 505 800
parker.easteurope@parker.com

NL – The Netherlands, Oldenzaal
Tel: +31 (0)541 585 000
parker.nl@parker.com

NO – Norway, Asker
Tel: +47 66 75 34 00
parker.norway@parker.com

PL – Poland, Warsaw
Tel: +48 (0)22 573 24 00
parker.poland@parker.com

PT – Portugal, Leca da Palmeira
Tel: +351 22 999 7360
parker.portugal@parker.com

RO – Romania, Bucharest
Tel: +40 21 252 1382
parker.romania@parker.com

RU – Russia, Moscow
Tel: +7 495 645-2156
parker.russia@parker.com

SE – Sweden, Spånga
Tel: +46 (0)8 59 79 50 00
parker.sweden@parker.com

SK – Slovakia, Banská Bystrica
Tel: +421 484 162 252
parker.slovakia@parker.com

SL – Slovenia, Novo Mesto
Tel: +386 7 337 6650
parker.slovenia@parker.com

TR – Turkey, Istanbul
Tel: +90 216 4997081
parker.turkey@parker.com

UA – Ukraine, Kiev
Tel: +380 44 494 2731
parker.ukraine@parker.com

UK – United Kingdom, Warwick
Tel: +44 (0)1926 317 878
parker.uk@parker.com

ZA – South Africa, Kempton Park
Tel: +27 (0)11 961 0700
parker.southafrica@parker.com

North America

CA – Canada, Milton, Ontario
Tel: +1 905 693 3000

US – USA, Cleveland
Tel: +1 216 896 3000

Asia Pacific

AU – Australia, Castle Hill
Tel: +61 (0)2-9634 7777

CN – China, Shanghai
Tel: +86 21 2899 5000

HK – Hong Kong
Tel: +852 2428 8008

IN – India, Mumbai
Tel: +91 22 6513 7081-85

JP – Japan, Tokyo
Tel: +81 (0)3 6408 3901

KR – South Korea, Seoul
Tel: +82 2 559 0400

MY – Malaysia, Shah Alam
Tel: +60 3 7849 0800

NZ – New Zealand, Mt Wellington
Tel: +64 9 574 1744

SG – Singapore
Tel: +65 6887 6300

TH – Thailand, Bangkok
Tel: +662 717 8140

TW – Taiwan, Taipei
Tel: +886 2 2298 8987

South America

AR – Argentina, Buenos Aires
Tel: +54 3327 44 4129

BR – Brazil, Sao Jose dos Campos
Tel: +55 12 4009 3500

CL – Chile, Santiago
Tel: +56 2 623 1216

MX – Mexico, Apodaca
Tel: +52 81 8156 6000

VE – Venezuela, Caracas
Tel: +58 212 238 5422

European Product Information Centre

Free phone: 00 800 27 27 5374

(from AT, BE, CH, CZ, DE, DK, EE, ES, FI,
FR, IE, IL, IS, IT, LU, MT, NL, NO, PL, PT, RU,
SE, SK, UK, ZA)

